



BALTOGRAPH **XSD225/4KW**



High voltage range:	5 to 225 kV
Tube current range:	0,1 to 30 mA
Focal spot size:	From 0,2 x 0,2 to 3 x 3
Max. output power:	4000 W
Anode cooling type:	Water
Duty cycle:	100%
Insulation:	Encapsulated
Voltage:	230 V
Operating temperature:	45°C
Weight:	109 kg
Tubehead:	Metal Ceramic
Control unit:	LS1

MAIN FEATURES

- High frequency constant potential generator
- « Ripple free »
- High duty cycle
- Output power up to 4000W
- Current up to 30 mA
- Metal-ceramic tube
- Stationary or mobile unit
- Full automatic preheating
- Very stable output
- Safety first, X-ray start with 2 buttons
- Low consumption



KEY ADVANTAGES

- Very reliable
- Powerful, steadiness & sturdiness
- Solid insulation HV module : more convenient for the maintenance
- No gas and no oil to isolate
- Can be turned into panoramic or directional x-ray equipment
- Can drive up to two individual filament
- Can be combined to a RS232 interface
- CANON military metallic connectors

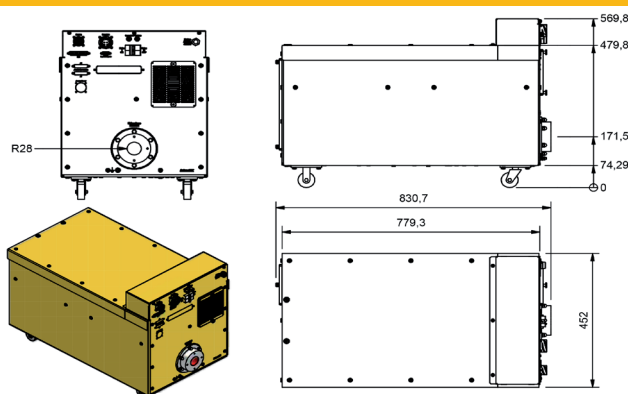
MOST COMMON APPLICATIONS

- Oil & Gas
- Energy
- Aeronautical/ aerospace
- Transport
- Military
- Bio-medical & agriculture
- And much more

The XSD225/4KW is probably the best compromise in power and size for medium thickness applications. Completely renewed during summer 2014, it keeps all previous features but has been made with the latest available components, reduced in size, weight and the most important, is more powerful, offering 4000W. Able to be operated as down as 5 kV where you will use it for composite and light alloys applications, at full power, you will be able to get radiographies of medium walled steel castings with incomparable qualities.

The XSD225/4KW is a very powerful, stable and sturdy unit that can be used as a mobile unit or as a fixed one in any customized systems for production. A very large variety of tubeheads is available and the unit can then be easily turned into a Panoramic or a Directional X-ray equipment.

MECHANICAL DRAWING



Combined to our computerized control panel (LS1 series), it can be integrated in any environment, can replace the majority of existing units without big changes or any, or can be installed as a single end unit, stationary or mobile (XMD).

INTERNATIONAL

- CE certified
- NFC74-100 LCIE Certified

Specifications	Units	XSD225/4KW
High voltage range	kV	5 - 225
Tube current range	mA	0,1 - 30
Focal spot size (IEC336)		From 0,2 x 0,2 to 3 x 3
Ripple		0,1% PP
Maximum output power	Watt	4000
Frequency	Hz	47 - 63
Current	A	18
Steel penetration at max (*)	mm	54
Working temperature	°C	0 to 45°C
Anode cooling type		Water
Duty cycle	%	100%
Insulation		Encapsulated
Voltage	V	230 (-15% +10%)
Weight	Kg	109
Tubehead		Metal-Ceramic
Control unit:		LS1

* FFD= 700mm/Film Carestream Industrex AA400/D=2.0/t=10min.



LS1

- kV step: 1 - 2 - 5
- mA step: 0,1 - 0,2 - 0,5
- Memories: 10.000
- Casing: Aluminium
- Frequency: 45 - 66 Hz
- Mains: 90 - 245 V
- Weight: 4,8kg

STANDARD EQUIPMENT

- X-Ray generator : XSD or CLD
- Tubehead : TSD or TSC
- Control unit : LS1 or LS1C
- A cable from the generator to the control panel
- A main power cable



LS1-C2

- kV step: 1 - 2 - 5
- mA step: 0,1 - 0,2 - 0,5
- Memories: 10.000
- Casing: Aluminium
- Frequency: 45 - 66 Hz
- Mains: 90 - 245 V

OPTIONAL EQUIPMENT

- Warning flashing light with 20 m cable
- Closed circuit type water cooling unit
- Water security box

Produced by:

Balteau NDT

Rue Voie de Liège, 12
B-4681 Hermalle Sous Argenteau
Belgium

www.balteau.com
balteau@balteau.com
Tel. +32 (0) 4 374 75 75
Fax +32 (0) 4 374 75 85

Distributed by:

